

CONTACT INFORMATION

Project Name (optional): Date:

Customer \ Company :

Contact Person:

Customer Address (optional):

City: State: Zip (MANDATORY):

Phone: Fax:

Email:

FACILITY INFORMATION

Project Description (optional):

Solar Contribution Requirements (if any):

New building /new system installation Old building /integration with existing system

Facility type: Industrial Apartments Hotel Laundry Restaurant Other-Describe:

If integrating, describe existing system:

Collector placement: Ground Roof Tank placement: Indoor Outdoor

Roof type: Flat Membrane Tar & Gravel Sloped Shingles Metal Tile type:

Roof slope: Direction of slope:

Area available for collectors:

Dimensions of mechanical room/tank location/access/cold water inlet pipe size: (attach images)

Number of boilers, model number, input and output data (attach image of each boiler plate if possible):

Distance between collectors and storage tank: Max: Min:

Limiting factors for collectors tilt angle or tank placement:

Is shading an issue? No Yes (include sketch)

SOLAR POOL HEATING SYSTEM APPLICATION

Desired pool temperature:

Pool Season: Year round or from: To:

Pool Size: Length: Width: Sq Ft: Avg Depth:

Pool Cover: Yes No

Spa: Yes No

Attached to pool: Yes No

AUXILIARY ENERGY SOURCE

Natural Gas Propane Electricity Oil Other:

Heat demand (therms/gallons) monthly bill: Minimum: Maximum:

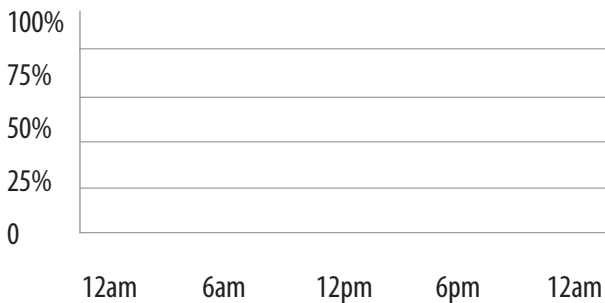
Please attach 12 months utility bills, if possible, or a couple of summer and winter monthly bills:

Please specify if there are any water quality problems that might affect the system:


USAGE PROFILES

Please trace a graph below indicating usage profile with PEAK = 100% and everything else being a percentage of peak. Please LABEL your trace lines for DHW, Process Heating and Space Heating. **NOTE:** The daily usage graph is for a 24-HOUR period.


Daily Usage Graph (Daily Peak:)



Weekly Usage Graph (Weekly Peak:)



Monthly Usage Graph (Monthly Peak:)



PROJECT DRAWINGS AND PHOTOS

Please attach project overview drawing if possible (indicate North/South on drawings): Attached N/A

Please attach roof layout drawing/pictures if possible: Attached N/A